



ENGINEERS
AUSTRALIA



ENGINEERING
EDUCATION
AUSTRALIA

An Engineers Australia Business

Participant Guide

Construction Contract Management Micro-credential

RELEVANT / FLEXIBLE / TRUSTED

Participant Guide: Construction Contract Management Micro-credential. Version 2. 23 December 2022

Copyright notice

This material has been reproduced and communicated to you by or on behalf of Engineering Education Australia in accordance with Section 113P of the Copyright Act 1968 (Cwlth).

The material in this [communication](#) (National Copyright Unit, n.d.-a) may be subject to copyright under the Copyright Act. Any further [reproduction](#) (National Copyright Unit, n.d.-b) or [communication](#) (National Copyright Unit, n.d.-a) of this material by you may be the subject of copyright protection under the Copyright Act.

About Engineers Australia

Engineers Australia is the national forum for the advancement of engineering and the professional development of its members. With over 100,000 members embracing all disciplines of the engineering team, Engineers Australia is the largest and most diverse professional body for engineers in Australia.

Engineers Australia's professional competency frameworks have been honed over several decades to keep pace with advances in higher education, industry training reforms and a global push by employers to focus on applied experience, standards of performance and employability rather than simply academic qualifications.

About Engineering Education Australia

Engineering Education Australia (EEA) is a fully owned subsidiary of Engineers Australia (EA). We work with leading experts in engineering, education, and business to provide learning opportunities to enable engineers to maintain and further develop their professional standards as well as providing opportunities to gain and maintain a competitive edge.

EEA know engineers are delivering projects that benefit all of society and we build their skills to do that. We have been training engineers for over 30 years, tailoring our courses to meet the needs of engineers for jobs of today and preparing engineers for the jobs of the future.

EEA courses are industry recognised supporting the need for engineers to always be upskilling and reskilling in both technical and non-technical areas of practice.

Micro-credentials

EEA also provides micro-credentials which are short learning and/or experience recognition opportunities in a range of technical and non-technical capability areas. EEA will continue to release new micro-credentials to support industry to bridge the growing skill gap.

“Micro-credentials are a formal validation that the skills, knowledge and personal attributes acquired through learning and experience have been successfully obtained to an agreed standard of practice.”

—Professor Marcus Bowles, Macquarie University, Centre for Workforce Futures 2016

Engineers can upskill and reskill when they want, how they want, in the area of expertise they need, anytime and anywhere.

EA awards micro-credentials to recognise the achievement by the engineer of experience and EA's micro-credentials provide evidence of an engineer's professional capability and competency in communication.

EA develops micro-credentials in consultation with industry. We work with industry to identify skill needs, skill shortages and future trends to enable engineers to be future-ready today and tomorrow. All Engineers Australia's micro-credentials align to one or more, frameworks including

Stage two chartered competencies, Specialist knowledge in an area of practice or Engineers Australia's Capability Framework.

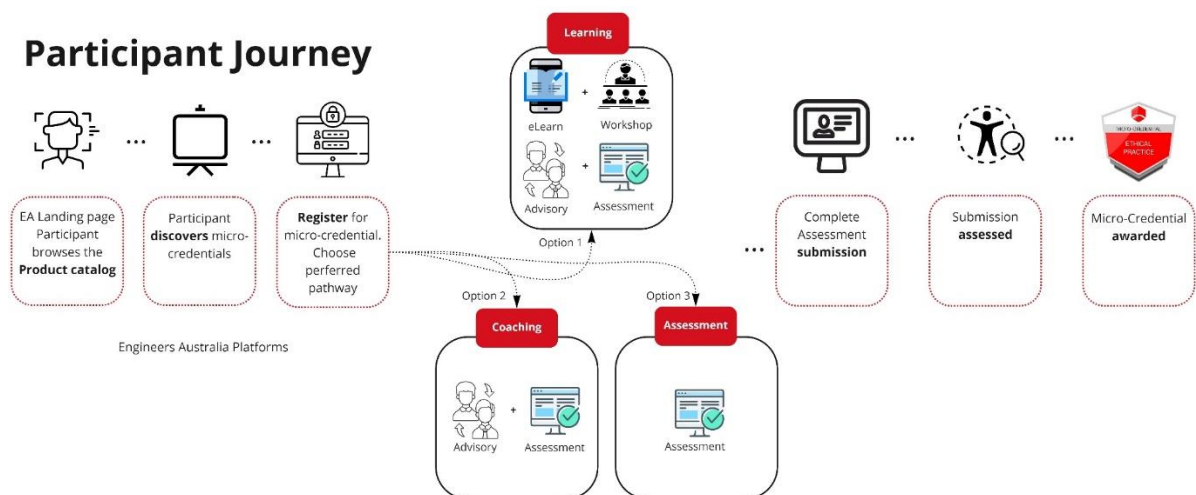
Whilst aligning to a specific framework, micro-credentials criteria is used to develop explicit content for learning and assessment creation. The criteria shape the assessment requirements. The criteria provide direction regarding the type of evidence required for the portfolio of work and the questions covered during the interview.

Your guide

This guide provides you with a step-by-step summary of the journey to a micro-credential. Your journey commences with determining what micro-credential is best suited for you at this point in your career. Are you looking for future focus capabilities, for completing a micro-credential that provides you with skills you need now? Explore your options at eea.org.au/micro-credentials-engineers.

Micro-credential journey

Before we get to what you need to do, let us look at the participant journey.



What do I do?

You can choose from several capabilities targeted to assist engineers at various points in their career journey. For example, 'Stakeholder Engagement' and 'Ethical Practice' micro-credentials are for those engineers who may wish to commence the journey towards chartered, or as a stand-alone credential addressing specific needs. The criteria for both these credentials align with the requirements of a Chartered application; however, they are only a component of the requirements under the holistic assessment format.

You may wish to use the micro-credentials to showcase your acquired skills, knowledge, or capabilities gained in the workplace and apply for an assessment of their experience. The assessment aligns with the endorsed criteria to ensure consistency and rigour of assessment outcomes.

Deciding which credential

You will have a choice. You can choose a capability area to develop, how you consume learning, and whether you want to be recognised for skills already achieved. You, as the engineer will drive your individual development.

Registering for a credential

If a micro-credential sounds like it's for you, visit us at either [micro-credentials for engineers](#) or go directly to our construction contract management micro-credential to register and take that step.

Learning pathway

The learning pathway takes you on a learning experience which includes

- Online on-demand, self-paced course
- Advisory Session
- Assessment submission

Advisory pathway

The advisory pathway takes you on an experience where you already have existing skills, knowledge and experience but input on preparing you for your assessment submission is required, this includes

- Advisory Session with an education specialist
- Assessment submission through our EngLearn platform

Assessment pathway

The assessment pathway is if you are an experienced practitioner and you are seeking recognition of your skills, knowledge and experience, this includes

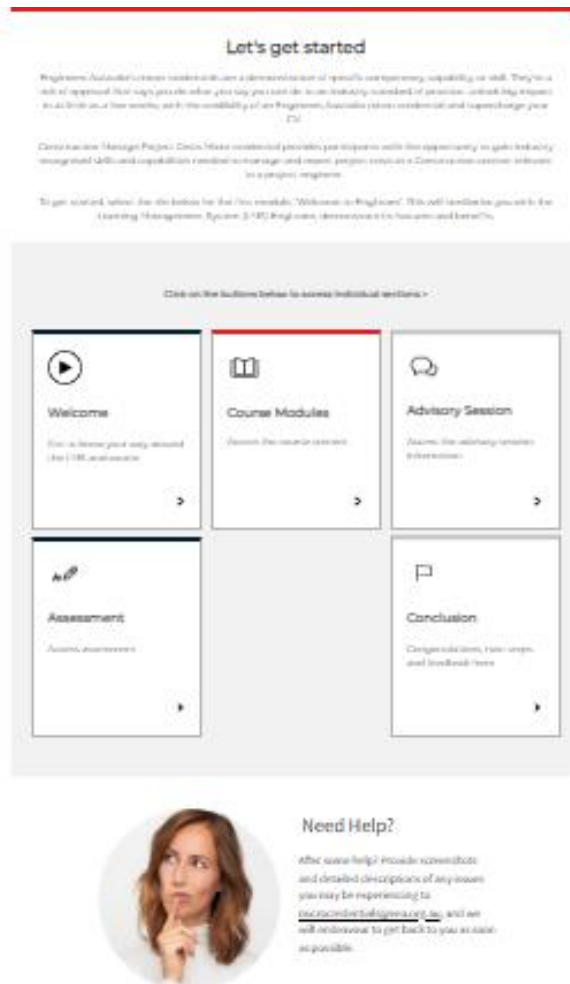
- Assessment submission through our EngLearn platform

EngLearn

For all pathways will receive a course invitation from notifications@instructure.com our Learning Management System EngLearn.

Click on 'get started' this will take you to EngLearn login page, your account has automatically been setup, however you will need to reset your password by using 'forget password' and follow the instructions received via email to activate your account.

Your online elearn login details will take you to our learning management system EngLearn, the first section of this elearn will explain how to navigate EngLearn, then take you into the elearn content and activities for the learning pathway, to the advisory bookings page for advisory pathway or straight to the assessment module if for assessment pathway. Your welcome page should look like this:








Let's get started

Program Accreditation is a demonstration of specific competency, capability, or skill. They're a mark of approval that says you're where you need to be in meeting industry of practice. Critical link between you as the user of the system, and the credibility of an Program Accreditation credential and reputation for you.

Certificate Management Project (CMP) has been created to provide an opportunity to get industry-recognized CPD and capabilities recorded and report progress on a Certificate system within a project program.

To get started, please click the button for the link provided, 'Welcome to EngLearn'. This will take you to the Learning Management System (LMS) Program Accreditation (to 'welcome and learn!')

Click on the buttons below to access individual sections:

| | | |
|--|--|---|
|  Welcome Click to learn your way around the LMS interface. |  Course Modules Access the course content. |  Advisory Session Access the advisory session (bookings). |
|  Assessment Access assessments. | |  Conclusion Congratulations, you're up and finished here. |

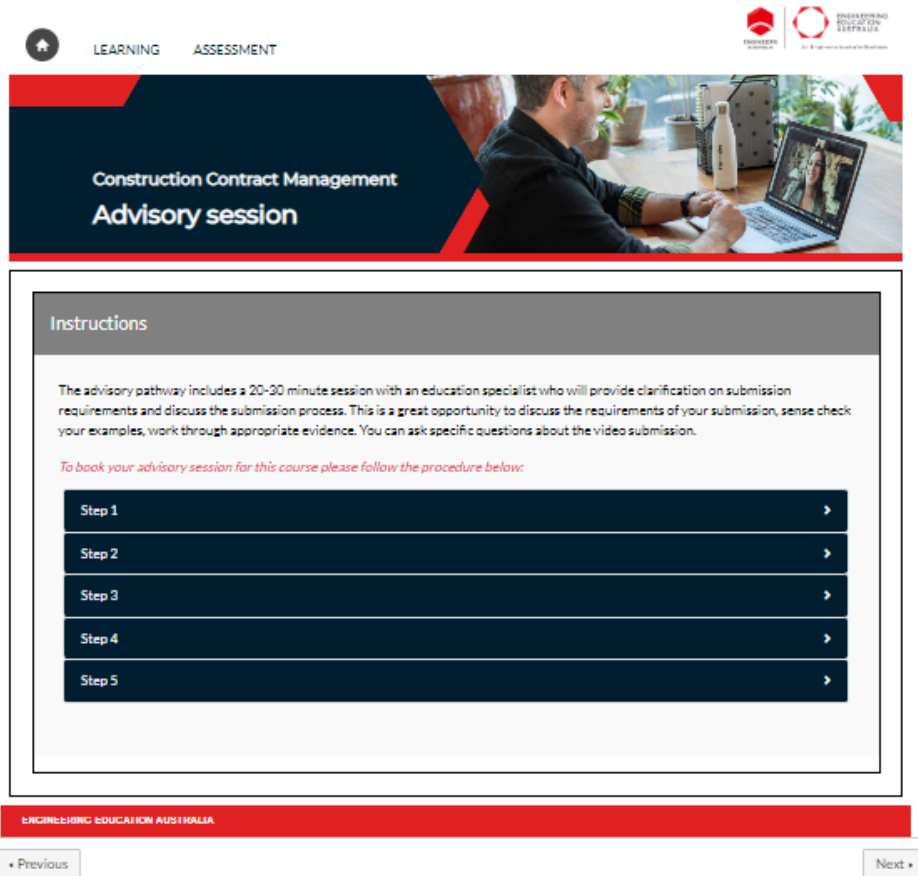
Need Help?

After you help? Provide screenshots and detailed descriptions of any issues you may be experiencing to help@instructure.com and we will endeavour to get back to you as soon as possible.

Once you have accessed EngLearn you will be able to work through the pre-workshop activities at your own pace ensuring, of course, that you have worked through each of the activities prior to attempting your advisory session or assessment submission.

Advisory session

Once you have attended the workshop or completed the online eLearn, go back to EngLearn, this is where you book your advisory session. Follow the steps under the instructions and confirm your booking.



LEARNING ASSESSMENT

ENGINEERS AUSTRALIA ENGINEERING EDUCATION AUSTRALIA

Construction Contract Management Advisory session

Instructions

The advisory pathway includes a 20-30 minute session with an education specialist who will provide clarification on submission requirements and discuss the submission process. This is a great opportunity to discuss the requirements of your submission, sense check your examples, work through appropriate evidence. You can ask specific questions about the video submission.

To book your advisory session for this course please follow the procedure below:

- Step 1 >
- Step 2 >
- Step 3 >
- Step 4 >
- Step 5 >

ENGINEERING EDUCATION AUSTRALIA

• Previous Next •

Assessment Submission

You submit your body of evidence, including a reflective explanation on why the evidence examples fulfil the micro-credential criteria, along with your micro-credential checklist, including evidence key. **Please note:** all submissions must be in English.

Step 1: You must describe two different work examples relating to the micro-credential topic. Prior to choosing the work examples, it is highly recommended that you familiarise yourself with the criteria listed below:

1. Interpreting and understanding various components of contract management related to a project engineer including:
 - Identifying various entities and describing their rights and obligations within the contract
 - Individual's roles and responsibilities in relation to the rights and obligations of the other entities.
2. Understanding of the different types of contracts and identifying stages of contract management.
3. Identifying what's in the contract and understanding what is and isn't a variation
4. Demonstrating the use of:
 - contract clauses and conditions to progress claims, extension of time (EOT), liquidated damages, variations and close out
 - basic commercial rights under the contract to identify and raise issues quickly and avoid time bars and action limitations
5. Developing a scope of work to procure subcontractors
6. Demonstrating ability to Identify appropriate suppliers and companies to execute works
7. Demonstrate ability to establish procedures for procurement of goods and services
8. Draft and assess contract and support execution of subcontracts

If participants have any queries or would like to seek clarification, submit an email to microcredentials@eea.org.au and include, the Micro-credential and which criteria and clarification is being sort.

Once you have familiarised yourself with the criteria and chosen your work examples, you are required to collate the body of evidence. You are required to have at least one piece of evidence align to each criterion. One piece of evidence may address more than one criterion. It is suggested that you ideally seek to provide holistic examples which address a range of criteria when compiling evidence for your submission.

Step 2: Collate your workplace evidence and align to each criteria, break down each criteria into smaller sections to ensure you are addressing all requirements. For example, the communication criteria “Communicate with various stakeholders using relatable, meaningful, and influential means” could be broken into three different sections:

- Communicate;
- Identify stakeholders; and
- Ensure communication is relatable, meaningful and is influencing the intended audience

You may wish to provide evidence which demonstrates multiple criteria with an example such as a project report and explain using the section provided on how it aligns to the criteria identified. Refer to step 3.

Please note: Workplace examples and supporting evidence must be within the last 24 months. If examples are older, relevance must be demonstrated within the reflection explanation.

Document upload please note: When uploading your evidence, you must upload pdf documents under 500MB in size. If you wish to submit larger documents, either compress files or please provide a link to a free viewing platform so assessors can access your documents.

Step 3: In this step you must provide a reflection on how and why the evidence relates to the criteria, and address the following questions:

- Identify the criteria you are addressing with the piece of evidence
- Provide context of this example? Describe the context, this may include, environment, stakeholders, contractual arrangements etc.
- What was your contribution to the example provided? Reflection should describe what you contributed to the examples – ie: Author, Reviewer, Contributor, team member etc.
- How does this example demonstrate your capability? Reflection should provide an explanation of how the example aligns to one or more criteria.
- Did you achieve what you expected in the example provided? Reflection on the outcome of the example provided whether the outcome was expected or unexpected – what was the lessons learned.

Step 4: Once the workplace portfolio of evidence has been submitted, you will be required to submit a video interview, during this interview you will be required to verbally answer around 6 questions in 30-40 mins using our video interviewing tool - Bongo.

Step 5: Your final step is to check all submission requirements have been met, using the Submission Checklist provided at the end of this guide. The Submission Checklist is to be submitted along with all evidence for assessment.

Work portfolio submission



Video submission



Assessment timelines:

- Submission:** Participants have 8 weeks from date of registration to submit all evidence for assessment.
- Assessment:** You will be notified of your assessment outcome 10 business days after submission.
- Outcome:** You will either be notified successful or resubmit. If successful a digital badge will be issued as part of the notification.
- Resubmit:** If you are required to resubmit. You will need to address the feedback provided by the assessor and provide further evidence or clarify further in your written reflection. You will have 10 business days to resubmit, and the assessor will have a further 5 business days to assess the additional information provided.

Award

Once an assessment is complete, participants will receive their results, feedback and link to their digital badge. The digital badge can then be shared on social media platforms or included in an electronic CV.



Micro-Credential Submission Checklist

| | |
|------------------|--|
| Participant Name | |
| Micro-Credential | |

For participant use only

| Criteria | Submission detail and reflection | |
|--|----------------------------------|--------------------------|
| Criteria 1 - Interpreting and understanding various components of contract management related to a project engineer including: <ul style="list-style-type: none"> Identifying various entities and describe their rights and obligations within the contract Individual's roles and responsibilities in relation to the rights and obligations of the other entities. | Evidence submitted | <input type="checkbox"/> |
| | Explanation (500Word max) | <input type="checkbox"/> |
| Criteria 2 - Understanding of the different types of contracts and identifying stages of contract management. | Evidence submitted | <input type="checkbox"/> |
| | Explanation (500Word max) | <input type="checkbox"/> |
| Criteria 3 - Identifying what's in the contract and understanding what is and isn't a variation. | Evidence submitted | <input type="checkbox"/> |
| | Explanation (500Word max) | <input type="checkbox"/> |

| | | |
|--|--|---|
| <p>Criteria 4 - Demonstrating the use of:</p> <ul style="list-style-type: none"> Contract clauses and conditions to progress claims, extension of time (EOT), liquidated damages, variations and close out Basic commercial rights under the contract to identify and raise issues quickly and avoid time and action limitations. | <p>Evidence submitted</p> <p>Explanation (500Word max)</p> | <p><input type="checkbox"/></p> <p><input type="checkbox"/></p> |
| <p>Criteria 5 - Developing a scope of work to procure subcontractors.</p> | <p>Evidence submitted</p> <p>Explanation (500Word max)</p> | <p><input type="checkbox"/></p> <p><input type="checkbox"/></p> |
| <p>Criteria 6 - Demonstrating ability to identify appropriate suppliers and companies to execute works.</p> | <p>Evidence submitted</p> <p>Explanation (500Word max)</p> | <p><input type="checkbox"/></p> <p><input type="checkbox"/></p> |
| <p>Criteria 7 - Demonstrate ability to establish procedures for procurement of goods and services.</p> | <p>Evidence submitted</p> <p>Explanation (500Word max)</p> | <p><input type="checkbox"/></p> <p><input type="checkbox"/></p> |
| <p>Criteria 8 - Draft and assess contract and support execution of subcontracts</p> | <p>Evidence submitted</p> <p>Explanation (500Word max)</p> | <p><input type="checkbox"/></p> <p><input type="checkbox"/></p> |

| | | |
|-----------------------------|---------------|--|
| Video testimonial/Interview | Date complete | |
| Date Submitted | | |